
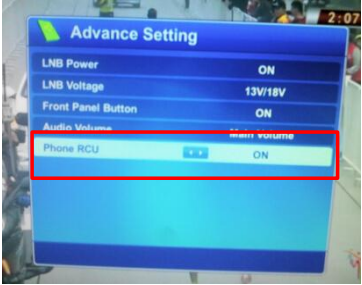


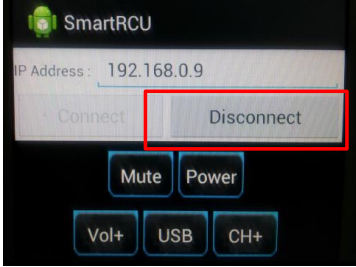


## Smart Phone RCU Setting Process

Item	1st Step	2nd Step	3rd Step	4th Step	5th Step
Process					
	<p>Download "SmartRCU.apk" to your smart phone (Android Phone version : Over v4.0 only)</p>	<p>In Advance Setting, change Phone RCU with "ON"</p>	<p>Check IP Address in Network Setup menu</p>	<p>Open program and input same IP Address checked in Network Setup menu and press "Connect" button</p>	<p>Connected. If you want to disconnect, press "Disconnect" button</p>
Menu	